



WS Infinity Ice/Water Dispenser


- ❁ Hot, cold, and ambient water plus ice dispenser
- ❁ Elegant “tulip” ice
- ❁ Touch-activated sensor operation
- ❁ Ergonomic comfort-height design for no-bend dispensing
- ❁ State-of-the-art reverse osmosis purification
- ❁ Leak protection system




WS Infinity Ice/Water Dispenser

 Taller design for more comfortable dispense height

 Safety button for hot water dispensing

 Hot, cold, and ambient water and tulip ice

 Touch-activated sensor operation

 State-of-the-art reverse osmosis purification

 Leak protection system

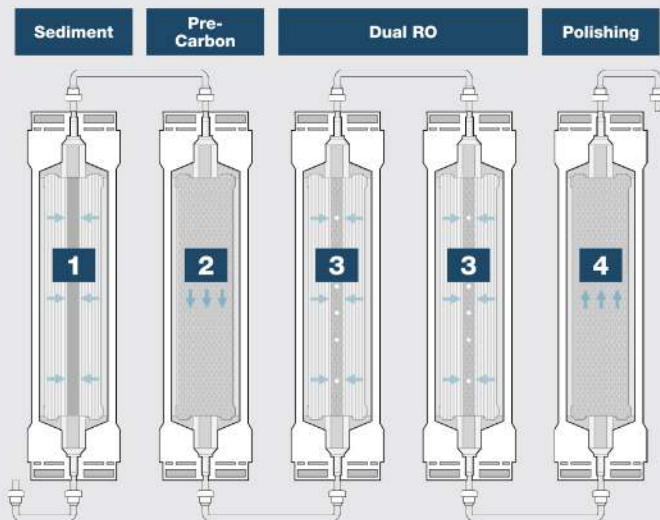


Specifications

DESCRIPTION	SPECIFICATION
Weight	119.5 lbs/54.2 kg
Dimensions	16.9" w x 19.4" d x 58.7" h 430 mm w x 492 mm d x 1490 mm h
Colors	Black
Cold Tank Capacity	1.2 gallons/4.7 liters
Ambient Tank Capacity	4.5 gallons/16.9 liters
Hot Tank Capacity	1.2 gallons/4.6 liters
Ice Production	37.9 lbs/17.2 kg per day
Ice Storage	8.8 lbs/4 kg
Dispense Height	8.625"
Recommended Water Pressure	60-70 psi
Rated Voltage/Frequency	110v/60Hz @ 6.5 amps
Power Consumption	2.83 kWh/24 hours

Manufactured in Korea

Multi-Stage Purification



-  **1 Sediment Filter**
Reduces particles such as dirt, silt, rust and pipe residue
-  **2 Pre-Carbon Filter**
Reduces chlorine, chemicals and pesticides
-  **3 Reverse Osmosis (RO) Membrane**
Reduces solids, arsenic, bacteria, viruses, pharmaceuticals, and metals
-  **4 Polishing Filter**
Coconut shell carbon polishes the water for great taste



701-353-5903